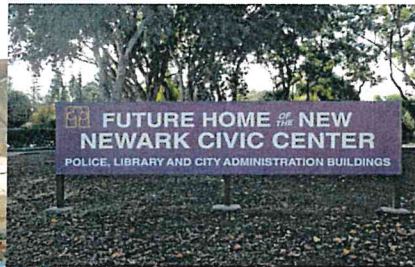




# CITY OF NEWARK 2018 - 2020 CIP UPDATE WITH PROJECT FUNDING RECOMMENDATIONS



April 26, 2018


## 2018-2020 CIP UPDATE



### CIP Schedule for Review and Approval

1. Call for Projects/Staff Evaluation of Projects Submitted
2. City Council Overview of Submitted Projects (February)
3. Comprehensive Project Listings (March)
4. Executive Team Review of Projects for Funding (April)
5. **City Council - Update on Draft CIP with project funding recommendations (tonight)**
6. Draft Biennial Budget/CIP Document - ET Review (May)
7. Planning Commission – General Plan Conformance (May)
8. Biennial Budget/CIP City Council Work Session (late May)
9. Recommended City Council Approval of Biennial Budget and CIP (June)

## ONGOING MAINTENANCE PROJECTS TO OPERATING BUDGET



Building Maintenance (4):                      **\$ 105,000 (Capital)**

- Flooring, Painting, Roof Repairs, General Upgrades

Park/Facilities/Streets Maintenance (8):    **\$ 215,000 (Capital)**


- Parking Lot Repairs/Resealing, Fence Repairs, Irrigation System Upgrades, Playground Resurfacing, Pathway Repairs, General Park Renovation, Park Tree Pruning, Parks Furniture, Street Signs Maintenance

Total (12 projects) to Operating Budget:    **\$ 320,000 annually**

“Gas Tax” funded projects for ongoing street maintenance to remain in Capital Improvement Plan.

3

## PROJECT FUNDING




Major Funding Sources for the 2018-2020 CIP:

1. Gas Tax Funds – \$9.12M
2. Capital Funds - \$8.2M
3. Park Impact Fees – \$6.0M
4. Other Funds – \$116.0M



4

# GAS TAX FUNDS SUMMARY




## "Gas Tax" Fund Sources:

1. State Highway Users Tax Account and the Road Maintenance and Rehabilitation Account (RMRA), SB1
2. Measure B Direct Distributions
3. Measure BB Direct Distributions
4. Vehicle Registration Fee (Measure F) Direct Distributions

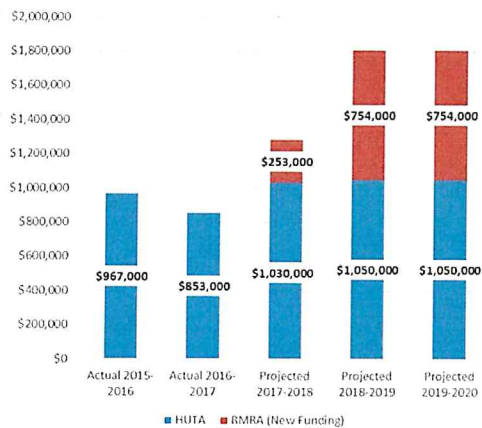


5

# STATE HIGHWAY USERS TAX



City of Newark State Highway Users Tax Revenue




Source: State Department of Finance through League of California Cities as of January 2018

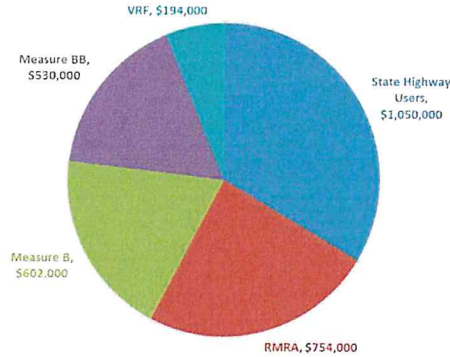
6



## STATE & LOCAL GAS TAX REVENUES




### PROJECTED GAS TAX REVENUE FY18-19 AND FY19-20 TOTAL \$3,130,000



Sources: State Department of Finance through League of California Cities as of January 2018  
Alameda County Transportation Commission  
Note: Measure B and Measure BB estimates do not include Paratransit funds

7

## Gas Tax Funded Project Recommendations (\$9.12M)




### Street Construction/Maintenance

1. Street Asphalt Concrete Overlay Program (2019 and 2020)	\$ 3,000,000
2. Curb, Gutter and Sidewalk Replacement (2019 and 2020)	\$ 800,000
3. Street Tree Maintenance (2019 and 2020)	\$ 600,000
4. Citywide Accessible Pedestrian Ramps (2019 and 2020)	\$ 120,000
5. Traffic Calming Measures (2019 and 2020)	\$ 100,000
6. Traffic Signals – LED Lamps and Accessories (2019 and 2020)	\$ 60,000
7. Thermoplastic Street Striping (2019 and 2020)	\$ 30,000
8. Lindsey Tract Street/Drainage Improvements	\$ 3,500,000
9. Thornton Avenue Street Overlay (Federal = \$592,000)	\$ 308,000
10. Citywide Traffic Signal Street Name Signs	\$ 75,000
11. Mowry Avenue Median Landscaping	\$ 260,000
12. Cedar Boulevard Landscape Improvements	\$ 120,000
<b>Total</b>	<b>\$ 8,973,000</b>

8

## Capital Fund Project Recommendations (\$8.2M)




### Building Projects

1. Community Center/Annex Roof Replacement	\$ 1,660,000
2. Community Center Annex HVAC System	\$ 232,000
3. Community Center HVAC System Overhaul	\$ 800,000
4. Fire Station No. 27 Cherry Street – Painting	\$ 32,000
5. Fire Station No. 27 Cherry Street – Roofing	\$ 55,000
6. Fire Station No. 29 Ruschin Drive – Painting	\$ 23,000
7. Service Center – Rear Garage Overhang Repairs	\$ 75,000
8. Service Center Buildings – Painting	\$ 80,000
9. Silliman Activity Center – Carpet Replacement	\$ 45,000
10. Virtual History Museum	\$ 60,000
11. Citywide Work Station Replacement	<u>\$ 20,000</u>
Sub-Total	\$ 3,082,000

4

## Capital Fund Project Recommendations (\$8.2M) cont.



### Park Maintenance Projects

1. Lakeshore Park Tree Project	\$ 50,000
2. Mayhews Landing Park and Bridgepoint Park Tree Project	\$ 50,000
3. Newark Boulevard Overpass Tree Project	\$ 48,000
4. Lakeshore Park Well Rehabilitation and Pump Replacement	\$ 75,000
5. Birch Grove Park Tennis Court Resurfacing	\$ 95,000
6. Jerry Raber Ash Street Park Basketball Court Resurfacing	\$ 40,000
7. Citywide Trash Capture Devices (Phase 3)	<u>\$ 230,000</u>
Sub-Total	\$ 588,000

### Vehicles

1. Community Development New Vehicle	\$ 25,000
2. Police Department Captain Vehicle	\$ 48,000
3. Police Department Patrol Vehicles (3)	\$ 180,000
4. Public Works Service Center Vehicles (2)	<u>\$ 68,000</u>
Sub-Total	\$ 321,000

TOTAL CAPITAL PROJECTS = \$3,991,000

10

## Project Recommendations Park Impact Fees and Other Funding



### Park Projects

1. Skate Park at Sportsfield Park – Phase 2 (Construction)	\$ 1,141,000
2. Sportsfield Park All-Weather Turf Fields – Phase 2 (Const.)	<u>\$ 4,791,000</u>
Total	\$ 5,932,000

### Large-Scale Projects with Alternative Funding Sources

1. Central Avenue Overpass (Measure B/BB)	\$ 29,300,000
2. New Civic Center (Measure GG)	\$ 74,000,000
3. Bayside TOD Transit Station/Overcrossing, Design (Impact Fees)	\$ 700,000
4. Bayside TOD Transit Station/Overcrossing, Const. (Measure BB)	\$ 11,500,000
5. Dog Park at Newark Community Park (Measure WW)	<u>\$ 510,000</u>
Total	\$116,010,000

11

## NEXT STEPS



1. Draft Biennial Budget/CIP document completed (early May)
2. Planning Commission review for conformance with General Plan (early May)
3. City Council Biennial Budget and CIP Work Session to City Council for review of final draft (late May)
4. Recommended City Council Approval of Biennial Budget and CIP (June)

12